

1. Please provide your name, school and role within the school:

	Response Percent	Response Total
Your name:	100%	18
Your school:	100%	18
Your role / Job title:	100%	18
Total Respondents		18
(skipped this question)		0

2. Please indicate your school's local authority (LA):

	Response Percent	Response Total
London Borough of Haringey	50%	9
London Borough of Hounslow	50%	9
Other (please specify)	0%	0
Total Respondents		18
(skipped this question)		0

3. What is the age range designation of your school?

	Response Percent	Response Total
Infant	0%	0
Junior	16.7%	3
Primary	38.9%	7
Middle (designated Primary)	0%	0
Middle (designated Secondary)	0%	0
Secondary without Post 16 students	5.6%	1
Secondary with Post 16 students	22.2%	4
Upper without Post 16 students	5.6%	1
Upper with Post 16 students	0%	0
Sixth Form College	0%	0
Special including Primary age only	0%	0
Special including Secondary age only	0%	0










Special including Primary and Secondary age pupils	5.6%	1
Other (please specify designation and age range)	5.6%	1
Total Respondents		18
(skipped this question)		0

4. Type of School (Choose one):

	Response Percent	Response Total
Community (including Primary, Secondary, Comprehensive, Specialist)	88.9%	16
Grammar (boys / girls / mixed)	0%	0
Secondary Modern (boys / girls / mixed)	0%	0
Community Special	0%	0
City Academy with a religious character	5.6%	1
City Academy without a religious character	0%	0
Foundation with a religious character	0%	0
Foundation without a religious character	0%	0
Foundation Special with a religious character	0%	0
Foundation Special without a religious character	0%	0
Pupil Referral Unit	5.6%	1
Independent with religious foundation	0%	0
Independent without religious foundation	0%	0
Sixth Form College	0%	0
Voluntary Controlled – Church of England	0%	0
Voluntary Controlled – Other	0%	0
Voluntary Aided – Church of England	0%	0
Voluntary Aided – CofE & Methodist	0%	0


Voluntary Aided – Roman Catholic	0%	0
Voluntary Aided – RC & CofE / Methodist	0%	0
Voluntary Aided – Methodist	0%	0
Voluntary Aided – Hindu	0%	0
Voluntary Aided – Jewish	0%	0
Voluntary Aided – Muslim	0%	0
Voluntary Aided – Sikh	0%	0
Voluntary Aided – Other (Please specify below):	0%	0
Other (please specify)	0%	0
Total Respondents		18
(skipped this question)		0

5. What is the approximate number of pupils on roll?

	Response Percent	Response Total
Fewer than 50	0%	0
51-100 	5.6%	1
101-200 	5.6%	1
201-300 	22.2%	4
301-400 	16.7%	3
401-500 	16.7%	3
501-750	0%	0
751-1,000 	5.6%	1
1,001-1,250 	11.1%	2
1,251-1,500 	11.1%	2
1,501-2,000 	5.6%	1
2,001-2,250	0%	0
2,251-2,500	0%	0
More than 2,500	0%	0
Total Respondents		18
(skipped this question)		0

6. Please tick here to show that your Headteacher has seen and approved of your self-evaluation:






	Response Percent	Response Total
Yes 	77.8%	14

No		22.2%	4
Total Respondents			18
(skipped this question)			0

7. (3) HOW WELL DO LEARNERS ACHIEVE IN RELIGIOUS EDUCATION? What are learners' achievement and standards in their work? Please indicate your judgement below:

	Outstanding	Good	Satisfactory	Inadequate	Response Total
Overall	0% (0)	47% (7)	53% (8)	0% (0)	15
Foundation Stage (if appropriate)	0% (0)	25% (2)	75% (6)	0% (0)	8
Sixth Form (if appropriate)	0% (0)	50% (1)	0% (0)	50% (1)	2
Total Respondents					15
(skipped this question)					3





8. How are achievement and standards measured in your school?

	Response Percent	Response Total
in relation to an agreed syllabus eight level scale 	53.3%	8
in relation to another agreed syllabus scale	0%	0
in relation to school's own system of standards 	13.3%	2
in relation to department or co-ordinator's own system 	13.3%	2
not measured 	6.7%	1
Other (please specify) 	13.3%	2
Total Respondents		15
(skipped this question)		3

9. (4) PERSONAL DEVELOPMENT AND WELL BEING How good is Religious Education's contribution to the personal development and well-being of the learners, including their spiritual, moral, social and cultural development? Please indicate your judgement below:

	Outstanding	Good	Satisfactory	Inadequate	Response Total
Overall	0% (0)	62% (10)	38% (6)	0% (0)	16
Foundation Stage (if appropriate)	0% (0)	56% (5)	44% (4)	0% (0)	9
Sixth Form (if appropriate)	0% (0)	50% (1)	0% (0)	50% (1)	2
Total Respondents					16
(skipped this question)					2

10. Please indicate below if you judge the contribution of RE to pupils' spiritual, moral, social and cultural development to be a particular strength:

		Response Percent	Response Total
spiritual development		53.3%	8
moral development		73.3%	11
social development		73.3%	11
cultural development		86.7%	13
	Total Respondents		15
	(skipped this question)		3

11. (5) QUALITY OF PROVISION (a) How good is the quality of teaching and learning in religious education? Please indicate your judgement on the quality of teaching and learning in RE below:

	Outstanding	Good	Satisfactory	Inadequate	Response Total
Overall	0% (0)	44% (7)	56% (9)	0% (0)	16
Foundation Stage (if appropriate)	0% (0)	22% (2)	78% (7)	0% (0)	9
Sixth Form (if appropriate)	0% (0)	50% (1)	0% (0)	50% (1)	2
			Total Respondents		16
			(skipped this question)		2

12. (5) QUALITY OF PROVISION (b) How well does the curriculum in religious education meet the needs of learners and course requirements? Please indicate your judgement on the quality of the curriculum in RE below:

	Outstanding	Good	Satisfactory	Inadequate	Response Total
Overall	7% (1)	33% (5)	60% (9)	0% (0)	15
Foundation Stage (if appropriate)	0% (0)	12% (1)	88% (7)	0% (0)	8
Sixth Form (if appropriate)	0% (0)	50% (1)	0% (0)	50% (1)	2
			Total Respondents		15
			(skipped this question)		3

13. (5) QUALITY OF PROVISION (c) How well are learners guided and supported? Please indicate your judgement on the quality of care, guidance and support in RE below:





	Outstanding	Good	Satisfactory	Inadequate	Response Total
Overall	0% (0)	62% (10)	38% (6)	0% (0)	16
Foundation Stage (if					

appropriate)	0% (0)	50% (4)	50% (4)	0% (0)	8
Sixth Form (if appropriate)	0% (0)	50% (1)	0% (0)	50% (1)	2
		Total Respondents			16
		(skipped this question)			2

14. Please indicate the average time per week allocated for religious education lessons:

	Average time per week							Total Respondents
	nil	30 minutes per week or less	between 31 and 40 minutes	between 41 and 50 minutes	between 51 and 60 minutes	between 61 and 70 minutes	between 71 and 80 minutes	
Reception (FS2)	0% (0)	25% (2)	50% (4)	12% (1)	12% (1)	0% (0)	0% (0)	8
Key Stage 1	0% (0)	0% (0)	12% (1)	25% (2)	62% (5)	0% (0)	0% (0)	8
Key Stage 2	0% (0)	0% (0)	0% (0)	22% (2)	78% (7)	0% (0)	0% (0)	9
Key Stage 3	0% (0)	0% (0)	29% (2)	43% (3)	29% (2)	0% (0)	0% (0)	9
Key Stage 4 (core RE for all pupils)	17% (1)	17% (1)	0% (0)	17% (1)	17% (1)	17% (1)	17% (1)	9
Post 16 (for all students)	67% (2)	0% (0)	0% (0)	0% (0)	0% (0)	0% (0)	0% (0)	3
								Total Respondents
								(skipped this question)

15. Please indicate below the average level of funding for RE (not including CPD) over recent years, per pupil in the school (i.e. annual budget divided by no. of pupils on roll):

	Response Percent	Response Total
Less than 50p 	25%	4
Between 50p - £1 	37.5%	6
Between £1.01 - £2 	18.8%	3
Between £2.01 - £3 	18.8%	3
More than £3	0%	0
	Total Respondents	16
	(skipped this question)	2

16. For PRIMARY (including First, Infant and Junior) and SPECIAL schools with Primary age pupils, please indicate below the number of teachers in your school who are teaching some RE and have an RE specialism as part of their degree or teacher training:

		Response Percent	Response Total
0		33.3%	4
1		41.7%	5
2		8.3%	1
3		8.3%	1
4		0%	0
5		0%	0
5+		8.3%	1
Total Respondents			12
(skipped this question)			6

17. For SECONDARY, MIDDLE and SPECIAL schools with secondary age pupils, please indicate the approximate FULL-TIME EQUIVALENT commitment to teaching RE of trained RE specialists currently teaching RE in your school:




		Response Percent	Response Total
0		33.3%	2
0.5		16.7%	1
1		16.7%	1
1.5		0%	0
2		16.7%	1
2.5		0%	0
3		0%	0
3.5		0%	0
4		16.7%	1
4.5		0%	0
5		0%	0
5+		0%	0
Total Respondents			6
(skipped this question)			12

18. (6) LEADERSHIP AND MANAGEMENT Your evaluation of leadership and management should take account of their impact in terms of the outcomes for learners and the quality of provision. What is the overall effectiveness and efficiency of leadership and management? Please indicate your judgement below:








	Outstanding	Good	Satisfactory	Inadequate	Response Total
Overall	0% (0)	27% (4)	67% (10)	7% (1)	15
Foundation Stage (if appropriate)	0% (0)	0% (0)	100% (8)	0% (0)	8

Sixth Form (if appropriate)	0% (0)	50% (1)	0% (0)	50% (1)	2
				Total Respondents	15
				(skipped this question)	3

19. How many pupils are currently withdrawn from all or part of RE?

		Response Percent	Response Total
0		81.2%	13
1		0%	0
2		6.2%	1
3		12.5%	2
4		0%	0
5		0%	0
6-10		0%	0
11-15		0%	0
16-20		0%	0
20+		0%	0
		Total Respondents	16
		(skipped this question)	2

20. Please tick where you (the subject leader) have qualifications in RE/RS. (Tick as many as appropriate):

		Response Percent	Response Total
None		37.5%	6
GCSE/'O' level/CSE		37.5%	6
A level or A/S		18.8%	3
Degree or Part of Degree		31.2%	5
Higher Degree		0%	0
Specialism in teacher training		12.5%	2
Anglican or Catholic Certificate		6.2%	1
Other (please specify)		6.2%	1
		Total Respondents	16
		(skipped this question)	2



21. Please indicate below any training in RE you have undertaken in the last three years and priorities for your own professional development. (Tick as many as appropriate)

Past 3 years	Future priorities	Respondent Total
---------------------	--------------------------	-----------------------------






leadership and management of RE	67% (6)	44% (4)	9
knowledge and understanding of religions	67% (4)	33% (2)	6
learning FROM religion	0% (0)	100% (2)	2
developing/rewriting schemes of work for RE	73% (8)	36% (4)	11
promoting RE	60% (3)	60% (3)	5
RE for pupils with special needs	100% (2)	0% (0)	2
RE for gifted/talented pupils	33% (1)	67% (2)	3
RE and thinking skills	67% (4)	50% (3)	6
RE for learning support/teaching assistants	33% (1)	67% (2)	3
differentiating work in RE	50% (3)	67% (4)	6
making RE interesting/engaging/fun/creative	60% (3)	40% (2)	5
using ICT in RE	67% (6)	44% (4)	9
spiritual, moral, social and cultural development	67% (2)	33% (1)	3
RE, diversity & community cohesion/anti-racist education	25% (1)	75% (3)	4
sharing lesson ideas with colleagues	62% (5)	38% (3)	8
teacher assessment and recording strategies	78% (7)	33% (3)	9
pupil self- and peer-assessment strategies	50% (3)	67% (4)	6
monitoring and evaluating	43% (3)	71% (5)	7
active / questioning / discussion techniques	100% (5)	0% (0)	5
handling controversial issues in RE	17% (1)	83% (5)	6
leading visits / using faith visitors	100% (4)	0% (0)	4
using artefacts	80% (4)	20% (1)	5
reflection and stilling techniques	50% (2)	50% (2)	4
linking RE with other curriculum subjects	71% (5)	29% (2)	7
supporting students' examination success	33% (1)	67% (2)	3
preparing for inspection / self-	88% (7)	12% (1)	8

evaluation of RE			
philosophy and ethics	20% (1)	80% (4)	5
none	0% (0)	0% (0)	0
		Total Respondents	15
		(skipped this question)	3

22. Is there any other training in RE you have completed or see as a priority for your own professional development? (Please specify)

	Response Percent	Response Total
Past 3 years: 	42.9%	3
Future priority: 	85.7%	6
	Total Respondents	7
	(skipped this question)	11

23. Please indicate below if you have accessed training from any of the following providers of professional development during the past 3 years: (Tick as many as appropriate)

	Response Percent	Response Total
local authority / SACRE 	92.9%	13
diocese / faith community 	7.1%	1
examination board 	14.3%	2
higher education institution	0%	0
RE Today Services 	7.1%	1
other independent training organisation (Please specify below)	0%	0
Other (Please specify) 	28.6%	4
	Total Respondents	14
	(skipped this question)	4

24. What is the overall effectiveness of the provision for Religious Education and its main strengths and weaknesses? Please indicate your judgement on the overall effectiveness of RE below:

	Outstanding	Good	Satisfactory	Inadequate	Response Total
Overall	0% (0)	38% (6)	62% (10)	0% (0)	16
Foundation Stage (if appropriate)	0% (0)	25% (2)	75% (6)	0% (0)	8
Sixth Form (if appropriate)	0% (0)	50% (1)	0% (0)	50% (1)	2
			Total Respondents		16

(skipped this question) 2

25. What is the effectiveness of any steps taken to promote improvement since the last inspection, and as a result of your self-evaluation? Please indicate your judgement on improvements to RE since the last inspection below:













	Outstanding	Good	Satisfactory	Inadequate	Response Total
Overall	0% (0)	53% (8)	40% (6)	7% (1)	15
Foundation Stage (if appropriate)	0% (0)	25% (2)	75% (6)	0% (0)	8
Sixth Form (if appropriate)	0% (0)	50% (1)	0% (0)	50% (1)	2
			Total Respondents		15
			(skipped this question)		3

26. What is the capacity to make further improvements in Religious Education? Please indicate your judgement on the capacity to make further improvement to RE in the school below:







	Outstanding	Good	Satisfactory	Inadequate	Response Total
Overall	0% (0)	81% (13)	19% (3)	0% (0)	16
Foundation Stage (if appropriate)	0% (0)	78% (7)	22% (2)	0% (0)	9
Sixth Form (if appropriate)	0% (0)	50% (1)	0% (0)	50% (1)	2
			Total Respondents		16
			(skipped this question)		2


27. On the basis of your own knowledge and experience, please indicate below the priority areas YOU consider most important for improving Religious Education in your school. (Tick as many as appropriate)

	Response Percent	Response Total
revising the RE policy and/or schemes of work	62.5%	10
implementing the RE syllabus	25%	4
CPD on teachers' knowledge and understanding of religions	43.8%	7
CPD on teachers' teaching and learning skills / strategies in RE	43.8%	7
CPD for Headteachers / senior managers on RE	25%	4
CPD for learning support/teaching assistants	31.2%	5

CPD on planning more engaging and relevant lessons		50%	8
CPD on teachers' assessment, recording and reporting strategies		56.2%	9
CPD on pupil self- & peer-assessment strategies		43.8%	7
CPD on the contribution of RE to spiritual, moral, social and cultural development		25%	4
CPD on RE, diversity & anti-racist education		31.2%	5
more curriculum time		18.8%	3
better learning environment		6.2%	1
additional resources		43.8%	7
easier access to ICT facilities		37.5%	6
more visits to places of religious significance		62.5%	10
more visitors from faith communities		81.2%	13
Other (Please specify)		6.2%	1
Total Respondents			16
(skipped this question)			2

28. What would be the most effective forms of CPD for your school in the next 2 years?
(Choose as many as you think appropriate)

		Response Percent	Response Total
10/20 day courses: day release from school over two/three terms, face-to-face with course tutor(s)		68.8%	11
Short, non-award bearing courses with specific focus, eg weekend visits to places of worship		43.8%	7
On-line materials		68.8%	11
Hybrid, part face to face part distance learning or on-line		25%	4
Distance learning award bearing courses		12.5%	2
Teacher centred portfolio of evidence of work and development in RE		31.2%	5

Other. Please specify below 	6.2%	1
Reason for favoured form(s) of CPD (and example of where this has worked well if possible): 	37.5%	6
Total Respondents		16
(skipped this question)		2

29. Please make any additional BRIEF (!) comments or concerns you have relating to this survey or the work of your SACRE in the space below:

Total Respondents	10
(skipped this question)	8